


# My body

VOCABULARY

LEVEL  
Beginner

NUMBER  
A1\_2035V\_EN

LANGUAGE  
English

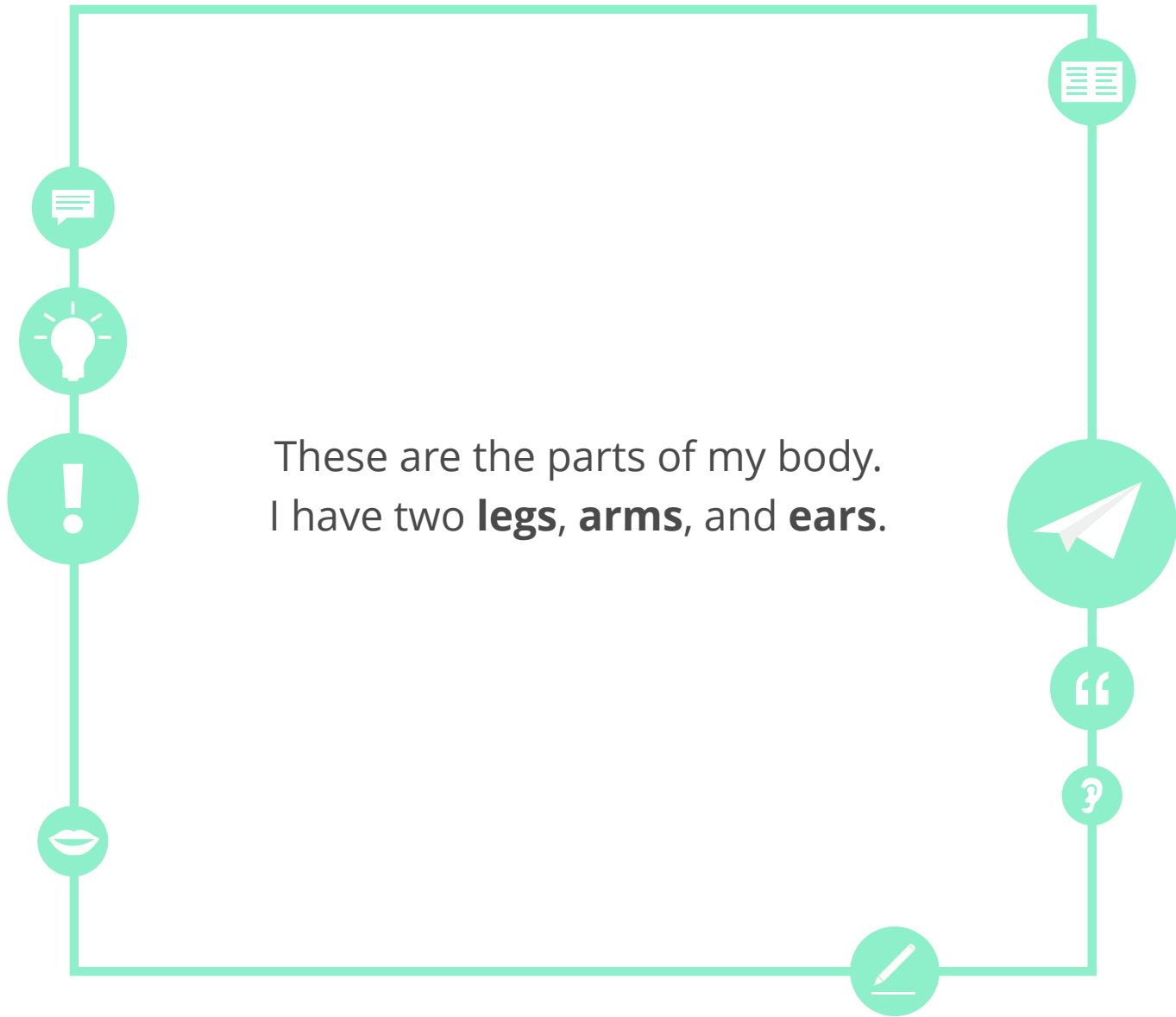




## Goals

- Learn the parts of the body
- Practise talking about your health





These are the parts of my body.  
I have two **legs**, **arms**, and **ears**.

body



I have a healthy **body**.

back



Her hands are on her **back**.

toes



I have five **toes** on each foot.



fingers



I have ten **fingers**. I use them for lots of different things.

hand



This is my right **hand**.





## Parts of the body



My **body** has many different parts.

I use my **fingers** for a variety of things.





## Parts of the body



I have five **toes** on each foot.

I use my **hands** for lots of things.



She has ten **fingers** and ten **toes**.


My **back** is hurting today.






What do you see in the picture?

A



B



hand

finger



## Complete the sentences

1. Everybody...

a. back.

2. My fingers are on...

b. has a body.

3. He has a...

c. my hands.

4. She has ten...

d. fingers.



What can you see in the picture?



fingers

eyes

back

toes

foot



I have one left **foot** and one right **foot**.  
I have two **feet** and I use them for walking.



leg



Spiders have eight **legs**.  
Humans only have two.

head




This is my **head**.

ear



Without my **ears**, my glasses would fall off!

lips



My mouth has two **lips**.



## Parts of the body



I hear things with my **ears**.  
Some people have their **ears**  
pierced.

**Lips** are used to speak.





## Parts of the body



I have one **foot** on the end of each leg.

I am pointing at my **head**.



I walk with my **legs**.

How many **fingers** do you have?







## Unscramble to form a sentence





Remember the words?



≠





What is happening in the picture? Use the words below.



body

yoga

beach

healthy

nose



They are touching each other's **noses**.


hair



My sister has long auburn **hair**.



face



I am wearing glasses on my **face**.



arm



I have two legs and two **arms**.



## Talking about your body



I have strong **arms**. I go to the gym.

I have short brown **hair**.





## Talking about your body



I use my **nose** to smell.

She has a smile on her **face**. She is happy.



He has short, brown **hair**.

I have a left and a right **arm**.





## Pronounce the words below

A

feet

B

ear

C

hair

D

toe



## Practise writing

Write a sentence for each word.

nose

hair

body

lips

head

arm

A sheet of lined paper with a blue vertical margin line on the left and a spiral binding on the left edge. There are seven horizontal lines for writing.



## Describe each body part

A



B



C



D







Here are some more words for parts of your body.  
Practise pronouncing the words.



knee



ankle



shoulder



elbow



Try to use each of these body parts in a sentence.

1. Knee

→ I fell down and hurt my **knee**.

2. Ankle

→ \_\_\_\_\_  
\_\_\_\_\_

3. Shoulder

→ \_\_\_\_\_  
\_\_\_\_\_

4. Elbow

→ \_\_\_\_\_  
\_\_\_\_\_



Here are some more words for parts of your body.  
Practise pronouncing the words.



fingernails



stomach



neck



wrist



## Practise saying the words in sentences



I like to have my **fingernails** painted.

Sometimes I have a pain in my **stomach**.



My **neck** connects my body to my head.

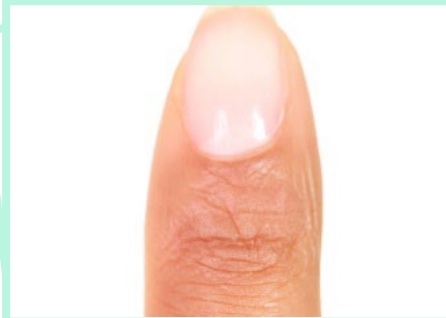
You wear your watch on your **wrist**.





## Review

Can you remember the names of the body parts?





## Use your head

Which body part do you use to...

smell

see

kick

walk

taste

think

play piano

write

listen





## Reflect on the goals

Go back to the second slide of the lesson and check if you have achieved all the goals of the lesson.

yes

no




## Reflect on this lesson

Think about everything you have seen in this lesson.  
What were the most difficult activities or words? The easiest?




\_\_\_\_\_

\_\_\_\_\_



\_\_\_\_\_

\_\_\_\_\_



\_\_\_\_\_

\_\_\_\_\_



\_\_\_\_\_

\_\_\_\_\_

If you have time, go over  
the most difficult slides again





## Answer key

**Exercise p.11**  
A. finger B. hand

**Exercise p.12**  
1.B 2.D 3.A 4.C

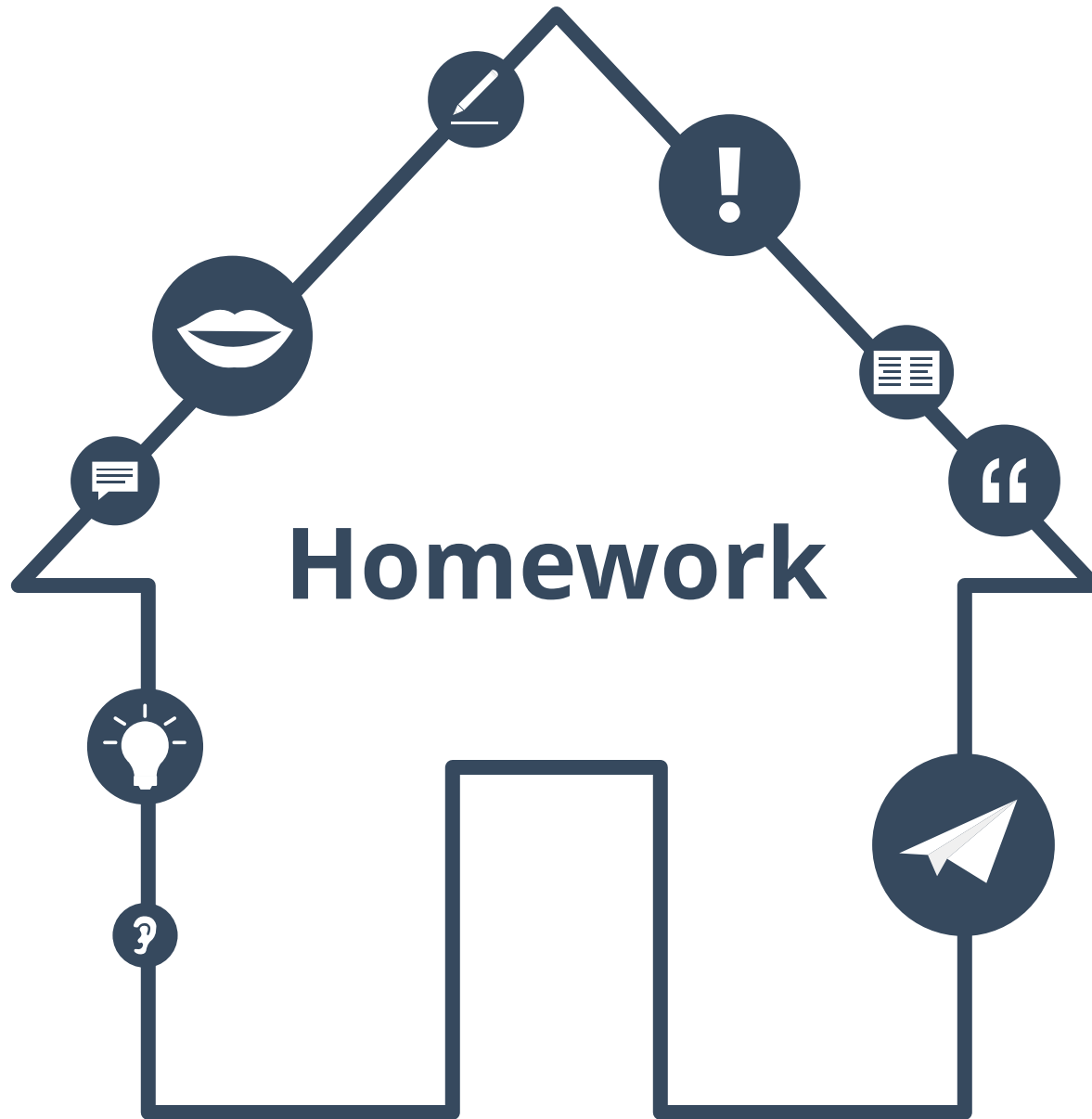
**Exercise p.13**  
toes

**Exercise p.21**  
People have fingers on their hands.

**Exercise p.22**  
toes, finger

**Exercise p.31**  
A. ears B. feet C. lips D. hand

**Exercise p.37**  
toes, knee, elbow, wrist, finger or finger nail, nose





## Match the sentences

1. My nose is on my...

2. I have ten...

3. My toes are on my...

4. These are the parts of...

5. What colour is...

6. How many legs...

7. I do many things...

a. feet.

b. do you have?

c. face.

d. your hair?

e. fingers.

f. with my hands.

g. my body.



## Vocabulary lists

**Check the last five words of the lesson.  
Sort them into two lists.  
Give your lists a name.**

List 1: \_\_\_\_\_

---

\_\_\_\_\_  
\_\_\_\_\_  
\_\_\_\_\_  
\_\_\_\_\_  
\_\_\_\_\_  
\_\_\_\_\_

List 2: \_\_\_\_\_

---

\_\_\_\_\_  
\_\_\_\_\_  
\_\_\_\_\_  
\_\_\_\_\_  
\_\_\_\_\_  
\_\_\_\_\_





## Vocabulary lists

**Check the words of this lesson again: are there more nouns,  
verbs, adjectives or adverbs?  
Can you find three words for each list?**

Nouns

---

---

---

---

---

---

---

---

---

---

Verbs

---

---

---

---

---

---

---

---

---

---

Adjectives or adverbs

---

---

---

---

---

---

---

---

---

---



## My favourite words

Choose five words from the lesson and note them in your list of My favourite words.


A graphic of a notepad with a spiral binding on the left. A white sticky note with a blue tab is stuck to the top right of the page, containing the text "My favourite words". Below the sticky note, the notepad has several horizontal lines. The first three lines are pre-filled with the text "Word one", "Word two", and "Word three" respectively. Below these are three more empty lines, followed by a line with three dots "..." and two final empty lines.



## My favourite words

Write a sentence for each word you have just written in your list of *My favourite Words*.

<input type="radio"/>	_____
<input type="radio"/>	_____
<input type="radio"/>	_____
<input type="radio"/>	• Word one: Sentence one
<input type="radio"/>	• Word two: Sentence two
<input type="radio"/>	• ...
<input type="radio"/>	_____
<input type="radio"/>	_____





## Sentences about myself

**Choose five example sentences from this lesson.  
Copy them and write them about yourself.**



---



Examples:

---



---



Hello! My name is ...

---



→ Hello! My name is John.

---



I like apples

---



→ I like bananas

---



...

---



---



---



---



---



---



# Homework answer key

- 1. C
- 2. E
- 3. A
- 4. G
- 5. D
- 6. B
- 7. F



## About this material



Find out more at  
[www.lingoda.com](http://www.lingoda.com)

This material is proudly provided by

**lingoda**

and can be used by anyone for free and  
for any purpose.

### **lingoda** Who are we?



Why learn English online?



What kinds of English classes do we offer?



Who are our English teachers?



How do our English certificates work?



We also have a language blog!