


Can you help
me with this?

SKILLS

LEVEL
Beginner

NUMBER
A2_1056X_EN

LANGUAGE
English





Goals

- Learn how to ask for help
- Learn how to respond to requests for help



I can't get the door open. **Could I possibly ask you** to open the door?

Sure, no problem. **It would be my pleasure.**

Would you do me a favour?



Would you do me a favour? I need some help.

Could you please help me?



Could you please help me? I don't know who else to ask.

I would be happy to



I would be happy to. What can I do to help?

It would be my pleasure



It would be my pleasure. I'm happy to help.



Ask for help



Would you do me a favour?

I would be happy to.





Answer the phone



Could you please help me?

Yes, what do you need?



The phone is ringing and I can't answer it. **Could you please** answer it for me?

It would be my pleasure.





Could and would

We use *could* and *would* to ask more politely. We can always use *please* to sound more polite, too.

less polite	more polite
Can you help me?	Could you please help me?
Do me a favour!	Would you do me a favour?



Follow with a base verb

We can use other verbs after *could* and *would*. We use the infinitive without *to* or *-ing*.

<i>could</i> or <i>would</i> + verb	full request
could + open	Could you open the door?
could + answer	Could you answer the phone?
would + read	Would you read this e-mail?
would + take	Would you take a message?



Unscramble the words to make 3 sentences

Scrambled words on torn paper pieces:


- would
- you
- me
- you
- Would
- to.
- be
- help
- me?
- happy
- I
- please
- a favour?
- do
- Could



Are these requests or responses?

	REQUEST	RESPONSE
1. It would be my pleasure.	<input type="checkbox"/>	<input type="checkbox"/>
2. Could you please help me?	<input type="checkbox"/>	<input type="checkbox"/>
3. I would be happy to.	<input type="checkbox"/>	<input type="checkbox"/>
4. Would you do me a favour?	<input type="checkbox"/>	<input type="checkbox"/>
5. Could you answer the phone?	<input type="checkbox"/>	<input type="checkbox"/>

Would it be too much trouble for you to help me?



I need a babysitter to watch my child. **Would it be too much trouble for you to help me?**

Could I possibly ask you to help me?



These books are so heavy. I can't hold them all. **Could I possibly ask you to help me?**

I'm sorry I can't



I'm sorry I can't right now. I'm busy.

I'm afraid not



I'm afraid not. I'm already late for work.



Walk my dog



My dog needs to go for a walk.
Could I possibly ask you to help me?

I'm sorry I can't. I am allergic to dogs.





Give me your phone



I don't know how to get to the library.
Would it be too much trouble for you to help me?

I'm sorry I can't. I don't know where the library is.



My phone is out of battery, and I need to borrow someone's phone. **Could I possibly ask you to help me?**

I'm afraid not. I don't have a phone.





Follow with a *to* verb

We can use other verbs after *could I possibly ask you* and *would it be too much trouble for you*. We use the infinitive.

what you want someone to do	polite request
open the door	Would it be too much trouble for you to open the door?
answer the phone	Would it be too much trouble for you to answer the phone?
walk the dog	Could I possibly ask you to walk the dog?
take a message	Could I possibly ask you to take a message?



Make an excuse

When we say we can't help, we usually make an excuse to explain why.

say no	make an excuse
I'm sorry I can't.	I'm allergic to dogs.
I'm afraid not.	I don't have a phone.



Put the responses on the correct list

yes

no

I'm sorry I can't.

It would be my
pleasure.

I would be happy
to.

I'm afraid not.



Help! I'm late for work!



I missed my train and now I'm late for work. _____ I possibly ask you to drive me to work today?

I'm sorry I _____. My car is at the mechanic's.



_____ it be too much trouble for you to give me money for a taxi?

I _____ be happy to. Here is ten dollars.



Would you mind helping me?



I can't get this door open. **Would you mind helping me?**

sure



Sure. I can open the door for you.

no problem



No problem. Let me get that for you.

Unfortunately I'm not able to



Unfortunately I'm not able to. You should check with someone else.



Hold the box



I can't hold the box and sign the receipt at the same time. **Would you mind helping me?**

Sure. No problem. I'm happy to help.





I can't find it



I can't find that phone number. **Would you mind helping me?**

Sure. It's right here in the book.



Oh, I see. Thanks. **Would it be too much to ask you** to check my report before I send it to the boss?

Unfortunately, I'm not able to. Let's ask John if he can help.





Follow with an *-ing* verb

We can use other verbs after *would you mind*. We use an *-ing* verb.

what you want someone to do	polite request
open the door	Would you mind opening the door?
answer the phone	Would you mind answering the phone?
walk the dog	Would you mind walking the dog?
take a message	Would you mind taking a message?



Which responses are positive and which are negative?

Sure.

No problem.

I'm afraid not.

I'm sorry I can't.

It would be my
pleasure.

Unfortunately I'm
not able to.



Change these commands to polite requests for help

1. Walk the dog!

→ Would you mind walking the dog?

2. Answer the phone!

→ _____

3. Open the door!

→ _____

4. Take a message!

→ _____

5. Drive me to work!

→ _____



Making requests

What kind of requests would you make in these places?





Ask for help and respond yes or no with phrases you've learned

Would you...? Could you please...? Would it be too much trouble for you...? Could I possibly ask you...? Would you mind...?



Help me.

Write this report.

Fix my car's engine.

Give me \$10.

Call the doctor.

Take care of my baby.

Clean my house.

Move my furniture into my new apartment.

Change the tire on my car.



Make funny requests for help

Would you mind helping me walk to the moon?

Work with your classmate or teacher to create a list of funny things to do. Then take turns asking for help and responding yes or no with phrases you've learned. Keep it going with funnier and funnier things to do!

Sure, I would be happy to!




Reflect on the goals

Go back to the second slide of the lesson and check if you have achieved all the goals of the lesson.

yes

no







Reflect on this lesson

Think about everything you have seen in this lesson.
What were the most difficult activities or words? The easiest?



If you have time, go over
the most difficult slides again





Answer key

Exercise p. 12: Would you do me a favour? Could you please help me? I would be happy to.

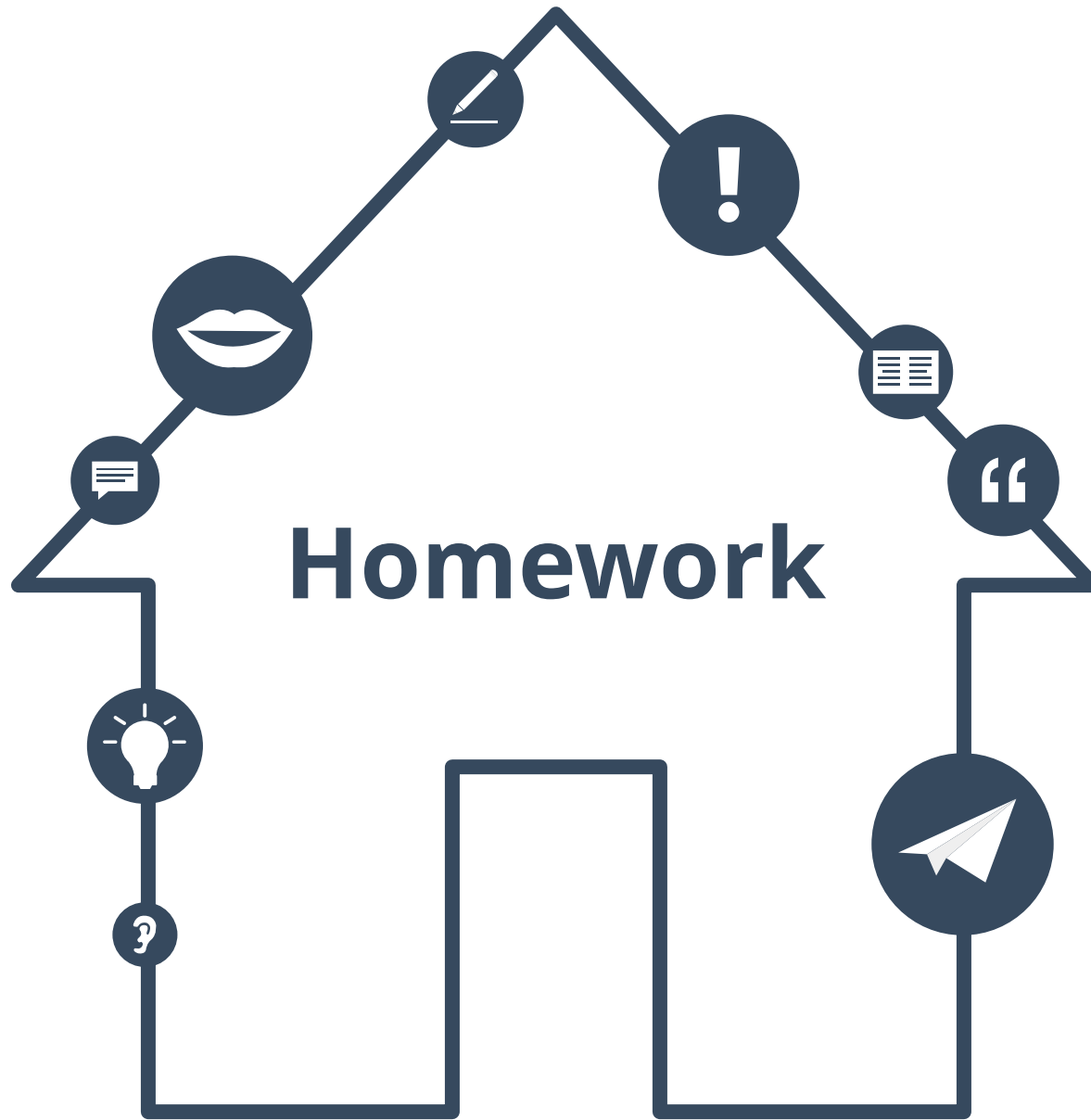
Exercise p. 13: 1. response 2. request 3. response 4. request 5. request

Exercise p. 22: yes: It would be my pleasure. I would be happy to. no: I'm sorry I can't. I'm afraid not.

Exercise p. 23: Could, can't, Would, would

Exercise p. 31: positive: Sure. No problem. It would be my pleasure. negative: I'm afraid not. I'm sorry I can't. Unfortunately I'm not able to.

Exercise p. 32: There are many correct answers but here is one option for each. 2. Would you mind answering the phone? 3. Would it be much trouble for you to open the door? 4. Could I possibly ask you to take a message? 5. Could you please drive me to work?





Fill in the gaps

1. Would you _____ opening the door for me? I can't get it open.
2. Sure, no _____.
3. Thanks. _____ I possibly ask you to hold it while I carry this box in?
4. It would be my _____.
5. You're a life saver. _____ it be too much trouble for you to put the box on the table?
6. I'm sorry I _____. I'm late and I have to hurry to work.

pleasure

Could

can't

problem

mind

Would



My favourite words


Choose five words or phrases from the lesson
and write them down in your list of *My favourite words*.

A graphic of a notepad with a spiral binding on the left. A white sticky note with a torn edge is attached to the top right, featuring the text "My favourite words". Below the sticky note, the notepad has several horizontal lines. The first three lines are pre-filled with the text "Word one", "Word two", and "Word three" respectively. The remaining lines are blank.



Make flashcards

Make flashcards out of paper and copy down four words or phrases from this lesson that are hard for you.





Making polite requests for help

**Choose five example sentences from this lesson.
Copy them and rewrite them into polite requests for help.**





Examples:





Walk the dog.



→ Would you mind walking the dog?



Answer the phone.



→ Would it be too much trouble for you to answer the phone?



...















Homework answer key

Exercise p. 39: 1. mind 2. problem 3. Could 4. pleasure 5. Would 6. can't



About this material



Find out more at
www.lingoda.com

This material is proudly provided by

lingoda

and can be used by anyone for free and
for any purpose.

lingoda Who are we?



Why learn English online?



What kinds of English classes do we offer?



Who are our English teachers?



How do our English certificates work?



We also have a language blog!