


Useful phrases

VOCABULARY

LEVEL	NUMBER	LANGUAGE
Beginner	A1_1015V_EN	English

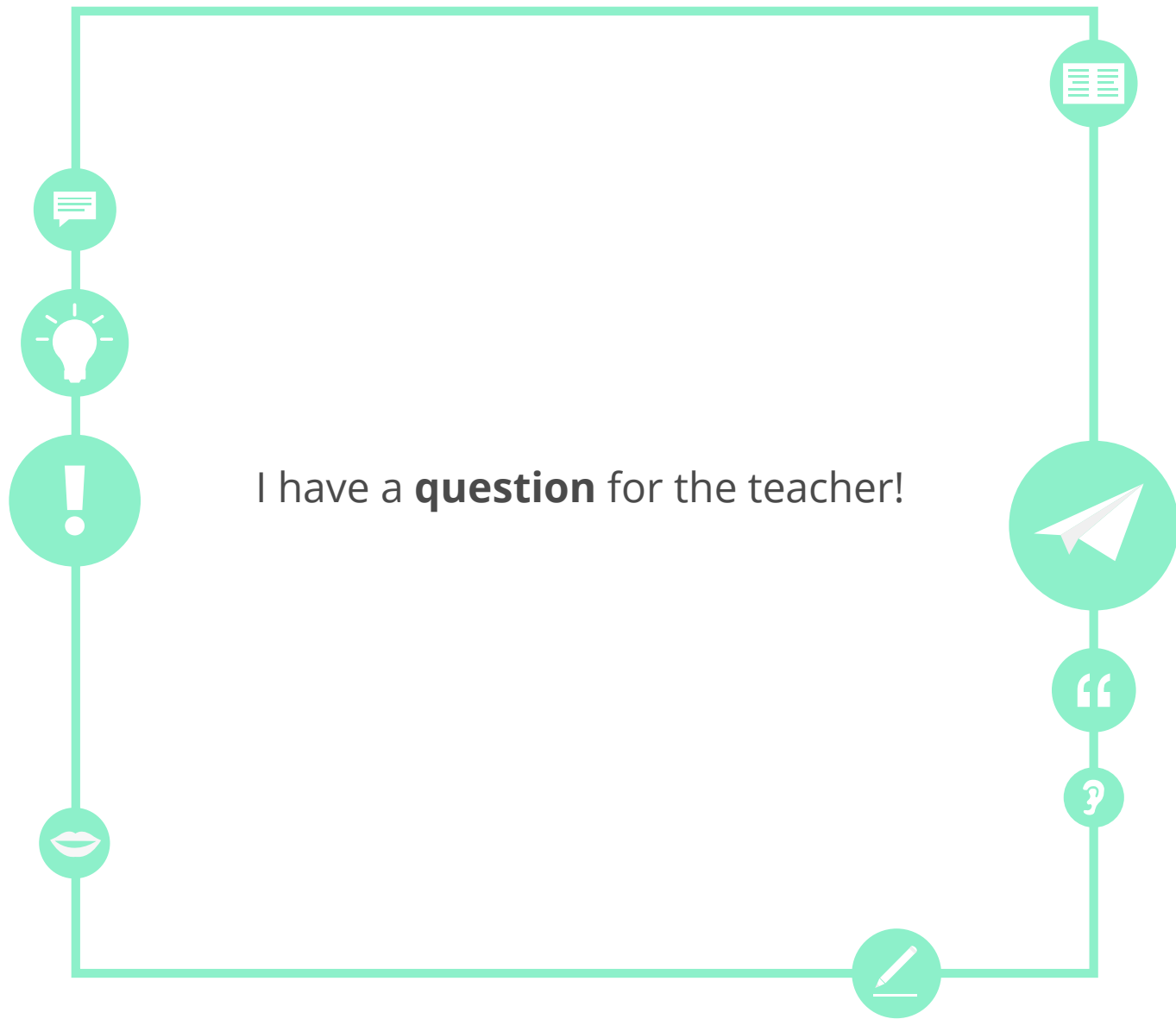




Goals

- Learn useful phrases in English
- Practise using your new vocabulary





teacher



I am an English **teacher**.

I speak a little English.



Can you repeat that? **I speak a little English.**

I know



I **know** the answer!

I understand



I understand your accent.

I don't understand



I'm sorry, **I don't understand.**



How well do you speak English?



I don't speak any English!

I speak a little English.





Do you understand?



I **understand** the question.

I **know** the answer.



I **don't understand** the exercise.

Ask your **teacher** to help you.





Find the opposite



I understand





Match the sentences

1. I don't...

2. I...

3. I understand...

4. I speak...

a. ...a little English.

b. ...understand the question.

c. ...know your name.

d. ...my homework.



What can you see in the picture?



answer

student

question

teacher

I think so.



Is he from Australia? **I think so.**

I don't think so.



Are they sisters? **I don't think so.**

maybe



Maybe, I'm not sure.

How do you say that in English?



How do you say that in English?

Can you speak a little louder?



Can you speak a little louder? I didn't hear you.



What do you think?



Are they friends? **I think so.**

Are they sisters? **Maybe.**





Useful phrases



How do you say that in English?
I know how to say it in French.

Can you speak a little louder?
I can't hear you.



Are they married? I think so.

Are they siblings? I don't think so.





Complete the sentences

1. I _____ a _____ English.
2. Do you _____ ?
3. I _____ _____ so.
4. Can you _____ a little louder, please?



understand

little

think

speak

don't

speak



I think so

Use the words below to ask questions about the people in the photo.

Are you going to the **party**?



friends

happy

sad

married

party

work

students

family

?

I have a question



Excuse me, **I have a question!**

Could you repeat that?



Could you repeat that? I don't understand.

Pardon?




Pardon? What did you say?

Excuse me



Excuse me, where is the bathroom?

I'm sorry!



I'm sorry! I can't help you.



English is polite



Excuse me, can you help me?

Pardon? I don't understand.





Your teacher can help!



I have a question for my teacher.

Could you repeat that? I don't understand the exercise.



Excuse me, can you help me?

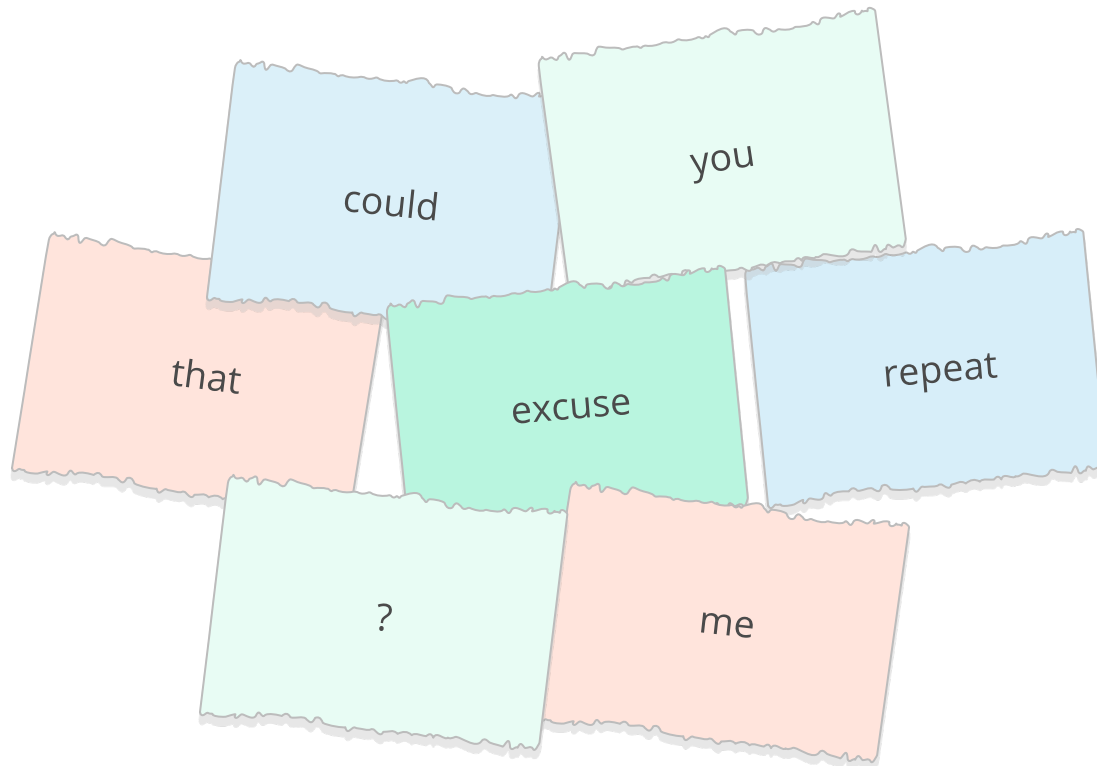
I'm sorry, I don't understand the question.





Unscramble

Unscramble the words to create a sentence.





Answer the question

Do we have homework today?
If you can, try to add to the answer.



I think so.

*I think so. I will
ask the teacher.*

I don't think so.

Maybe.



Complete the conversation



_____ me, can you help me, please? I
have a _____.

Yes, of course! _____ you help me,
please?

Is there a café at the school?

OK, thanks for your help!

Pardon? Can you _____ a little louder?

Yes, I speak a _____ English.

_____, I'm not sure.



Short story

Write a short story using the pictures and text below to help you.

Where are the English books?



I'm not sure.

When is our homework due?



Do you speak English?



Use phrases from the lesson to describe these pictures



We are all students. We **understand** each other.



I don't **understand** what happened!



Making conversation

A: _____

B: _____

A: _____

Make a dialogue between you and a friend.

Use phrases from the lesson.

Practise with another student.

I (don't) understand...

I (don't) think so...

Maybe...



Classroom phrases

What other phrases might you need in the classroom?

Can you help me?

I'm sorry, I do not understand.





Reflect on the goals

Go back to the second slide of the lesson and check if you have achieved all the goals of the lesson.

yes

no





Reflect on this lesson

Think about everything you have seen in this lesson.
What were the most difficult activities or words? The easiest?









If you have time, go over
the most difficult slides again





Answer Key

Exercise p. 11
I don't understand

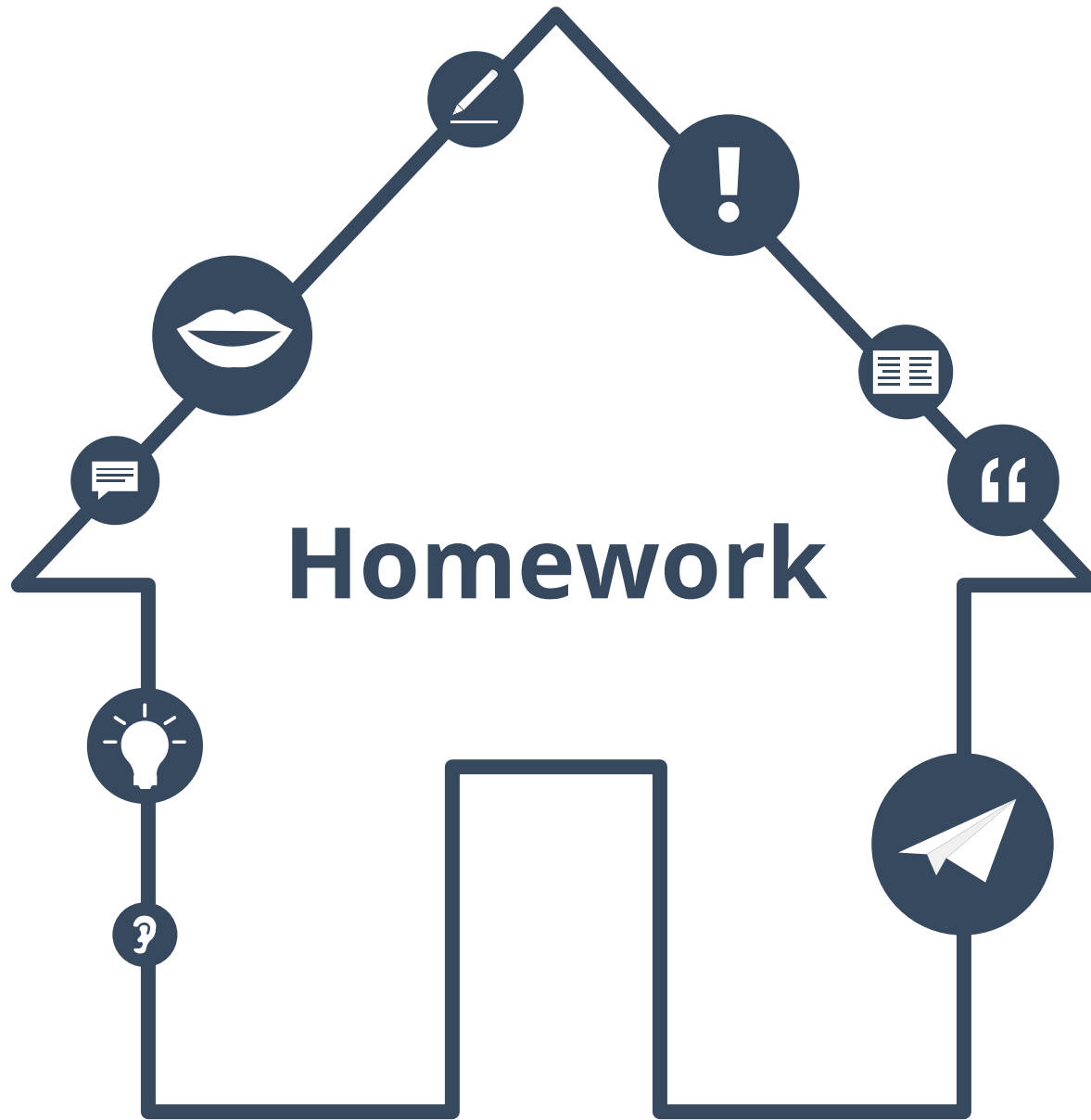
Exercise p. 12
1b, 2c, 3d, 4a

Exercise p. 13
student

Exercise p. 21
1. speak, little; 2. understand; 3. don't think; 4. speak

Exercise p. 30
Excuse me, could you repeat that?

Exercise p. 32
Excuse, question, speak, Can, little, Maybe





Match the sentences

1. I'm a...

2. I speak...

3. Can you...

4. I don't...

5. Excuse...

6. I have...

7. I know...

a. a question.

b. me.

c. teacher.

d. the answer.

e. a little English.

f. understand.

g. speak a little louder?



Vocabulary lists

**Check the last five words of the lesson.
Sort them into two lists.
Give your lists a name.**

List 1: _____

List 2: _____



Vocabulary lists

**Check the words of this lesson again: are there more nouns, verbs, adjectives or adverbs?
Can you find three words for each list?**

Nouns

Verbs

Adjectives or adverbs



My favourite words

Choose five words from the lesson and note them in your list of My favourite words.

A graphic of a notepad with a grey cover and a white sheet of paper. The paper has a torn bottom edge and a light blue sticky note attached to it. The sticky note says "My favourite words". Below the sticky note, the notepad has several horizontal lines. The first three lines are pre-filled with "Word one", "Word two", and "Word three". The fourth line has three dots "...". There are four more empty lines below.

My favourite words

Word one

Word two

Word three

...



My favourite words

Write a sentence for each word you have just written in your list of *My favourite Words*.

The worksheet consists of a grid of horizontal lines. On the left side, there are three empty circles. In the center, there is a tilted graphic of a notepad with a white label that says "My favourite words". The notepad has three lines with the text "Word one", "Word two", and "Word three" written on them, followed by an ellipsis "...". To the right of the notepad, there are four sets of horizontal lines. Each set starts with a bullet point followed by a label: "Word one:", "Sentence one", "Word two:", "Sentence two", and "• ...".



Sentences about myself

**Choose five example sentences from this lesson.
Copy them and write them about yourself.**

-
-
-
-
-
-
-
-
-
-
-
-
-
-
-

Examples: _____

Hello! My name is ... _____

→ Hello! My name is John. _____

I like apples _____

→ I like bananas _____

... _____



Homework answer key

Exercise p. 41
1c, 2e, 3g, 4f, 5b, 6a, 7d



About this material



Find out more at
www.lingoda.com

This material is proudly provided by

lingoda

and can be used by anyone for free and
for any purpose.

lingoda Who are we?



Why learn English online?



What kinds of English classes do we offer?



Who are our English teachers?



How do our English certificates work?



We also have a language blog!