


Talking about origins

SPEAKING

LEVEL	NUMBER	LANGUAGE
Beginner	A1_1028S_EN	English





Goals

- Review vocabulary and phrases from previous lessons
- Practise introducing yourself and making conversation



Hello, I'm Didier. I'm from France. **I speak French** and **I live in** Paris.
Nice to meet you.

The frame is decorated with the following icons: a speech bubble, a lightbulb, an exclamation mark, a paper airplane, a quote mark, a question mark, a pen, and a mouth.



Pronunciation

parks



Pronunciation

parks

streets



Pronunciation

parks

streets

apartments



Pronunciation

parks

streets

apartments

houses



Pronunciation

parks

streets

apartments

houses

cinemas



Pronunciation

parks

streets

apartments

houses

cinemas

Add **s** to form regular plural nouns.



Pronunciation

tomatoes



Pronunciation

tomatoes

potatoes



Pronunciation

tomatoes

potatoes

churches



Pronunciation

tomatoes

potatoes

churches

Add **es** to form some plural nouns.



Change to plurals

1. There is one church.



2. There is one park.



3. There is one car.



4. There is one tomato.





Vocabulary review

country

university

city

apartment

I speak...



There are...

I live in...

There is...



Talking about origins



France is a **country** in Europe.

I live in a big **city** called Paris.



There are lots of bars and restaurants.

I live in an **apartment** with my girlfriend.





Complete the conversation

German

from

Hello

Goodbye



Spanish

meet

I'm

See

_____, I'm Lucia.

Where are you _____?

I'm _____. I live in Berlin.

_____.

Hi! I'm Sergio. Nice to _____ you.

_____ from Spain. I'm _____. And you?

I have to run, I'm late for work. _____ you later.



Talking about origins

**Talk to a classmate about where you're from.
Use the sentences below to help you.**



I'm from

I speak...

I live...



Talking about origins

Talk about your country, city, town or village.





Talk to your classmates about your daily routine





Talk about these pictures





Who does this?

Find a classmate
or think of
someone you
know who does
two of these
things.

- goes shopping at the weekend
- likes walking in the park
- lives on the coast
- watches films at the cinema

My dad watches films at the cinema and likes walking in the park.



Reflect on the goals

Go back to the second slide of the lesson and check if you have achieved all the goals of the lesson.

yes

no







Reflect on this lesson

Think about everything you have seen in this lesson.
What were the most difficult activities or words? The easiest?



If you have time, go over
the most difficult slides again





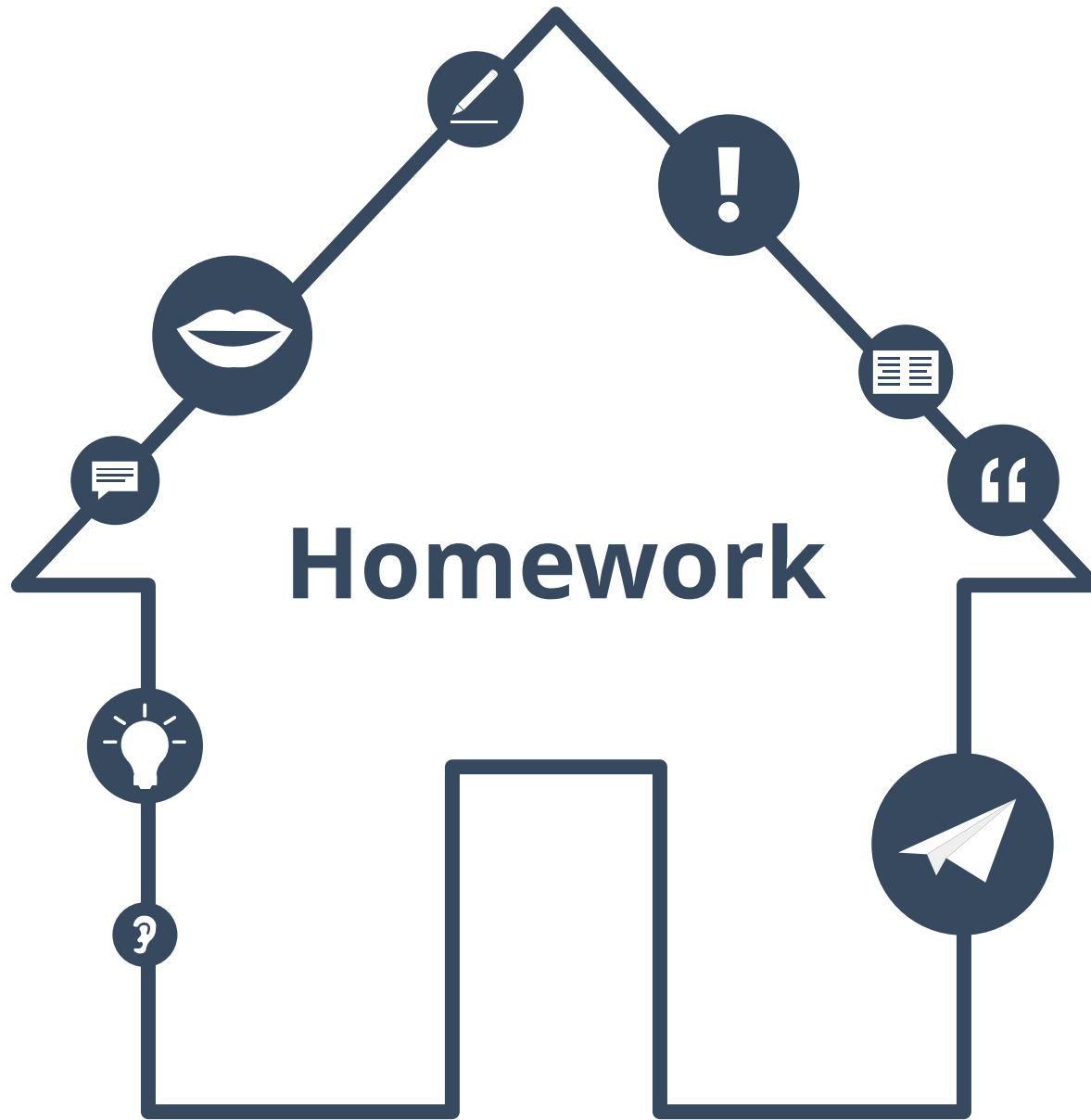
Answer key

Exercise p.17

Hello – meet – from – I'm – Spanish – German – See – Goodbye

Exercise p.14

1. There are two churches. – 2. There are two parks. – 3. There are two cars. –
4. There are two tomatoes.





Match the sentences

1. Russia...

2. I go...

3. I speak...

4. I live in...

5. There is...

6. There are two...

7. I live in an apartment...

a. with my girlfriend.

b. is a big country.

c. cinemas in my town.

d. two languages.

e. to university.

f. a city.

g. one shop on my street.



Pronunciation

**Which words from this lesson are difficult to say out loud?
The pronunciation pages have some examples.**

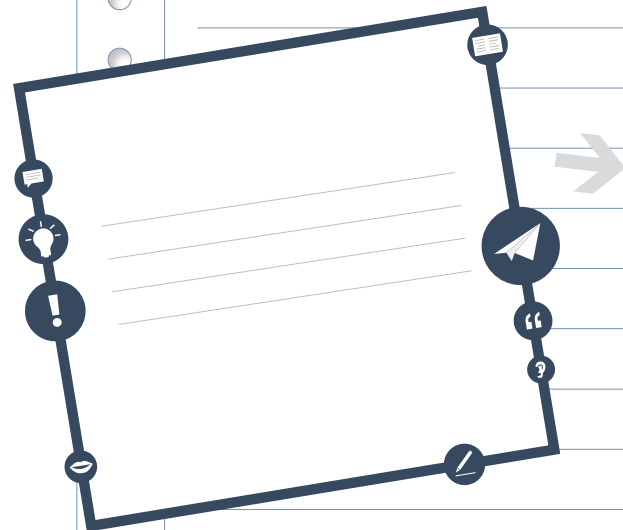


Pronunciation



Text at the beginning

**Go back to the text on page 3
and read the text out loud.
Was it easy?**



Write the words
you find difficult to say
from the text on slide 3.



Imagine a conversation

**Imagine a conversation between you and a friend.
Write a dialogue using the phrases and words on page 4.
You can use sentences from pages 5 and 6.**

Hello!

My friend...

Do you...?

I am...

How are you?

Good-bye!

A vertical rectangular area on the right side of the page, designed to look like a sheet of lined paper. It features a vertical line of circular punch holes on the left edge and ten horizontal lines for writing.



Homework answer key

Exercise p.26
1. b - 2. e - 3. d - 4. f - 5. g - 6. c - 7. a

