


Descriptive adjectives

VOCABULARY

LEVEL
Beginner

NUMBER
A1_1035V_EN

LANGUAGE
English





Goals

- Learn descriptive adjectives
- Practise describing your family and friends



My grandparents are **old**, my children are **young** and they all have **dark** hair.



old




My grandfather is **old**.

young



My son and daughter are **young**.

tall



My brother is tall.

short



My sister is **short**.

small



Babies are **small**.



Describing family



My son is **small**.

His grandchildren are **young**.





Match the picture to the sentence

1. She is old.

2. The baby is small.

3. He is tall.

4. She is short.



A



B



C



D



What's the opposite?



young

≠





What's the opposite?



short

≠





Match the sentence halves

1. My grandfather is

a. baby.

2. I have a small

b. brother.

3. My nephews are

c. old.

4. I have a tall

d. young.

eyes



She has brown **eyes**.

bright




She has a **bright** smile.

hair



She has red **hair**.

dark



He has **dark** hair.

long



She has **long** hair.



Describing friends and family



Her hair is **long** and **dark**.

He has **short hair** and a **bright** smile.



They have brown **eyes**.

They have **dark hair**.





Odd one out

long

dark

hair

bright



Use these words to describe yourself

tall
old long
short eyes bright
small
dark young
hair



Complete the sentences

1. My hair is _____.

a. young and small

b. long and dark

2. He has _____ eyes.

a. brown

b. tall

3. My grandmother is _____.

a. old and short

b. old and young

4. She has a _____ smile.

a. dark


b. bright

thin



They are **thin**.

fat



I think I'm **fat**.

beautiful



Babies are **beautiful**.

pretty



My daughter is **pretty**.

ugly



He is ugly.



Healthy living



She is **beautiful**.

She eats healthy food. She is **thin**.



He is **fat**.

He eats unhealthy food.





Use new words

Describe yourself

Describe a friend



Describe the family

Use words from the lesson.





Find the odd one out





Unscramble the letters to find the word

Find the words!

1. lod
2. allt
3. ostrh
4. utfebalui
5. goynu
6. hrbtgi
7. akdr
8. ygul

D	S	F	B	L	G	U	V	N
I	H	B	U	E	I	D	D	X
H	O	Q	L	T	I	A	L	I
A	R	A	V	O	C	R	U	D
B	T	A	L	L	O	K	F	R
Y	G	W	C	D	M	T	I	K
L	V	B	R	I	G	H	T	L
G	U	E	C	N	Y	Q	U	I
U	P	A	X	C	K	J	A	Y
W	Y	O	U	N	G	P	E	C
L	K	C	D	A	T	V	B	L
M	U	Z	O	F	J	E	C	B



Reflect on the goals

Go back to the second slide of the lesson and check if you have achieved all the goals of the lesson.

yes

no







Reflect on this lesson

Think about everything you have seen in this lesson.
What were the most difficult activities or words? The easiest?









If you have time, go over
the most difficult slides again





Answer key

Exercise p.10
1. B - 2. C - 3. A - 4. D
old

Exercise p.11
tall

Exercise p.13
1. c - 2. a - 3. d - 4. b

Exercise p.20
hair

Exercise p.22
1. b - 2. a - 3. a - 4. b

Exercise p.31
eyes

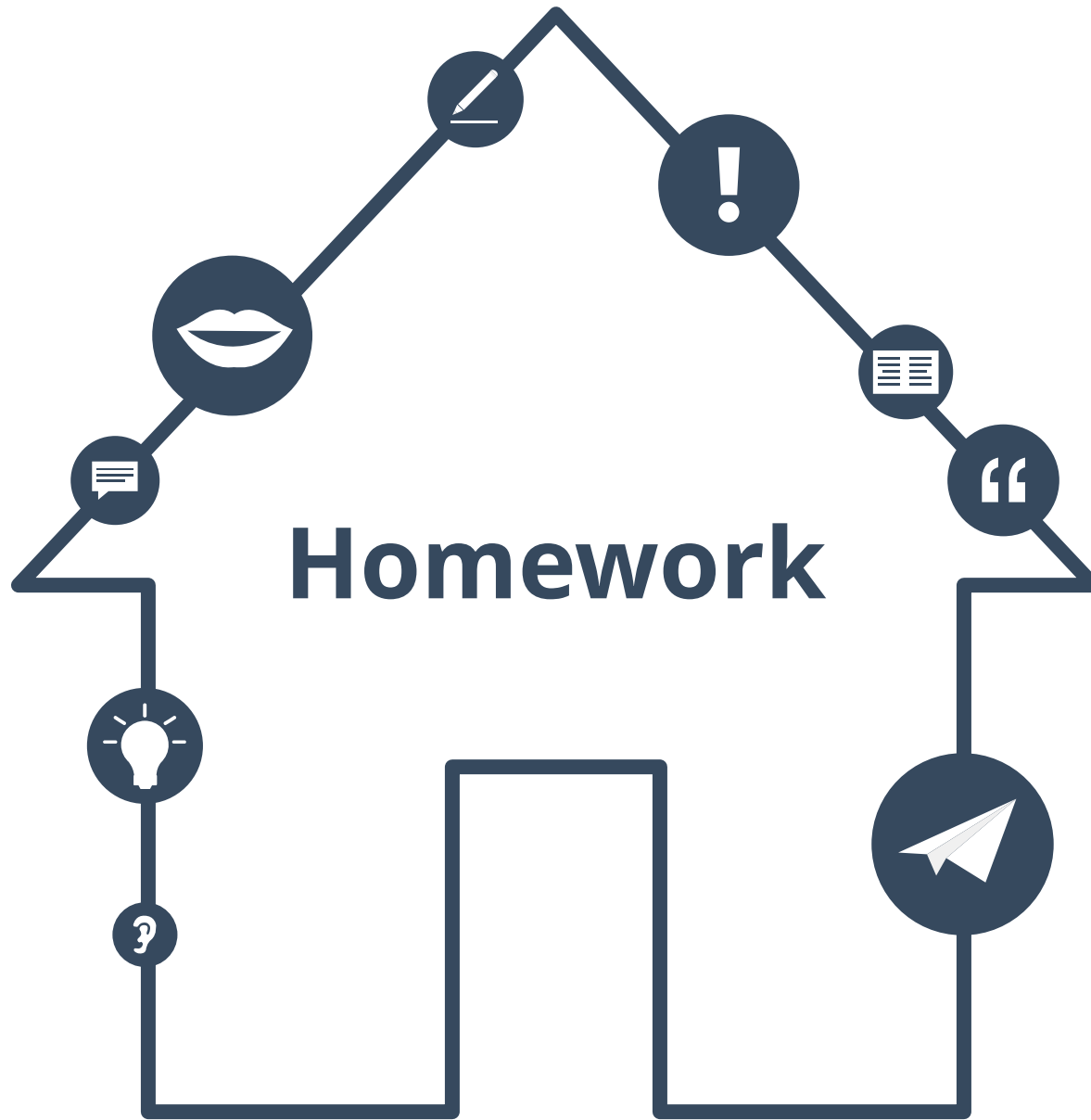


Answer key

Find the words!

1. old
2. tall
3. short
4. beautiful
5. young
6. bright
7. dark
8. ugly

A	S	A	H	L	O	D	D	
B	H	A	N	A	D	D	A	D
Y	O	U	G	S	A	A	L	S
B	R	A	L	O	L	R	U	L
E	T	A	L	L	O	K	F	B
Y	I	I	L	D	D	L	I	L
L	N	B	R	I	G	H	T	F
G	U	E	I	N	A	L	U	A
U	O	A	G	M	B	G	A	L
L	Y	O	U	N	G	R	E	T
I	O	T	L	O	G	E	B	R
F	U	I	O	L	O	D	G	E





Put words in the correct list

hair

tall

smile

bright

is

have

eyes

long

old

has

grandfather

are

Adjectives

Nouns

Verbs



Vocabulary lists

**Check the last five words of the lesson.
Sort them into two lists.
Give your lists a name.**

List 1: _____

List 2: _____



Vocabulary lists

**Check the words of this lesson again: are there more nouns,
verbs, adjectives or adverbs?
Can you find three words for each list?**

Nouns


Verbs

Adjectives or adverbs



My favourite words

Choose five words from the lesson and note them in your list of My favourite words.

A graphic of a notepad with a spiral binding on the left. A white sticky note with a blue tab is attached to the top right, containing the text "My favourite words". Below the sticky note, the notepad has several horizontal lines. The first three lines are pre-filled with the text "Word one", "Word two", and "Word three" respectively. The remaining lines are blank.

Word one

Word two

Word three

...



My favourite words

Write a sentence for each word you have just written in your list of *My favourite Words*.

My favourite words

Word one _____

Word two _____

Word three _____

... _____

- Word one: _____
- Sentence one _____
- Word two: _____
- Sentence two _____
- ... _____



Sentences about myself

**Choose five example sentences from this lesson.
Copy them and write them about yourself.**

-
-
-
-
-
-
-
-
-
-
-
-
-
-
-

Examples: _____

Hello! My name is ... _____

→ Hello! My name is John. _____

I like apples _____

→ I like bananas _____

... _____



Homework answer key

Exercise p.37

Adjectives: old – tall – bright – long
Nouns: hair – eyes – smile – grandfather
Verbs: is – are – have – has



About this material

Find out more at
www.lingoda.com



This material is proudly provided by

lingoda

and can be used by anyone for free and
for any purpose.

lingoda Who are we?



Why learn English online?



What kinds of English classes do we offer?



Who are our English teachers?



How do our English certificates work?



We also have a language blog!