


Negation with *not*

GRAMMAR

LEVEL
Beginner

NUMBER
A1_1053G_EN

LANGUAGE
English





Goals

- Learn to use *not* in sentences
- Practise contractions with *not*



It **isn't** snowing today! It **doesn't** snow in summer! It's warm and sunny today.

The frame is decorated with the following icons:

- Top-left: A speech bubble icon.
- Top-right: A document icon with horizontal lines.
- Left side (top to bottom): A lightbulb icon, a large exclamation mark icon, and a lips icon.
- Right side (top to bottom): A paper airplane icon, a quote icon, and a question mark icon.
- Bottom-right: A pencil icon.



Using *not* with *to be*

We use *not* with *to be* to make it negative.

positive	negative
I am cold.	I am not cold.
He/She/It is cold.	He/She/It is not cold.
You/We/They are cold.	You/We/They are not cold.



It's not and it isn't

We use contractions with *to be* and *not*.

am/is/are not	isn't/aren't	'm/'s/'re not
I am not cold.	...	I'm not cold.
He/She/It is not cold.	He/She/It isn't cold.	He's/She's/It's not cold.
You/We/They are not cold.	You/We/They aren't cold.	You're/We're/They're not cold.



Is the sentence positive or negative?

	POSITIVE	NEGATIVE
1. I'm hot.	<input type="checkbox"/>	<input type="checkbox"/>
2. I'm not hot.	<input type="checkbox"/>	<input type="checkbox"/>
3. It's not snowing.	<input type="checkbox"/>	<input type="checkbox"/>
4. It's raining.	<input type="checkbox"/>	<input type="checkbox"/>
5. We aren't cold.	<input type="checkbox"/>	<input type="checkbox"/>



Match the contractions

1. I am not cold.

2. You are not cold.

3. It is not cold.

4. She is not cold.

5. We are not cold.

6. It is not snowing.

7. It is not winter.

a. It isn't cold.

b. It isn't winter.

c. I'm not cold.

d. We aren't cold.

e. It's not snowing.

f. You're not cold.

g. She's not cold.



Practise saying contractions

A

You're not cold.

B

You aren't cold.

C

It's not cold.

D

It isn't cold.



Using *not* with *to do*

We use ***not*** with ***to do*** to make other verbs negative.

positive	negative
I/You/We/They ride a bike.	I/You/We/They do not ride a bike.
He/She rides a bike.	He/She does not ride a bike.
It snows in winter.	It does not snow in winter.



Don't and doesn't

We use contractions with *to do* and *not*.

do/does not	don't/doesn't
I/You/We/They do not ride a bike.	I/You/We/They don't ride a bike.
He/She does not ride a bike.	He/She doesn't ride a bike.
It does not snow in winter.	It doesn't snow in winter.



Is it positive or negative?

positive

negative

He's cold.



It doesn't snow in Cape Town.



It's snowing.



They aren't hot.



It isn't raining.




I'm not cold.



You don't run.



He surfs.





To be or to do?

1. It _____ snowing.

- a. am not b. isn't c. aren't d. don't

2. It _____ snow in summer.

- a. don't b. isn't c. doesn't d. aren't

3. We _____ swim in the ocean.

- a. aren't b. isn't c. doesn't d. don't

4. You _____ cold.


- a. aren't b. doesn't c. don't d. isn't



Contractions with *be* and *do*

In spoken English, we usually use contractions with *be* or *do* and *not*. We **don't** say the words in full.

In formal written English, we **don't** use these contractions. It **isn't** the same in informal English. We often use contractions in informal English.





Practise saying contractions

A

I don't swim in the
ocean.

B

It doesn't snow in
Cape Town.

C

You don't ride a bike.

D

She doesn't take the
subway.



Make the sentences negative

1. It snows in Cape Town.

→ It **doesn't snow** in Cape Town.

2. I am hot.

→ _____

3. It is raining.

→ _____

4. You ride a bike.

→ _____

5. She swims in the ocean.

→ _____



Describe what is happening in each picture





Find out more!

Ask someone...

- Ask your teacher or classmates questions to find out what they do and what the weather is like. Example:
 - Do you swim?
 - Do you play tennis?
 - Is it snowing?

No, I don't swim.
Yes, I play tennis.
No, it isn't snowing.

...



Reflect on the goals

Go back to the second slide of the lesson and check if you have achieved all the goals of the lesson.

yes

no







Reflect on this lesson

Think about everything you have seen in this lesson.
What were the most difficult activities or words? The easiest?









If you have time, go over
the most difficult slides again





Answer key

Exercise p. 6

1. positive 2. negative 3. negative 4. positive 5. negative

Exercise p. 7

1c, 2f, 3a, 4g, 5d, 6e, 7b

Exercise p. 11

Positive: He's cold, It's snowing, He surfs.

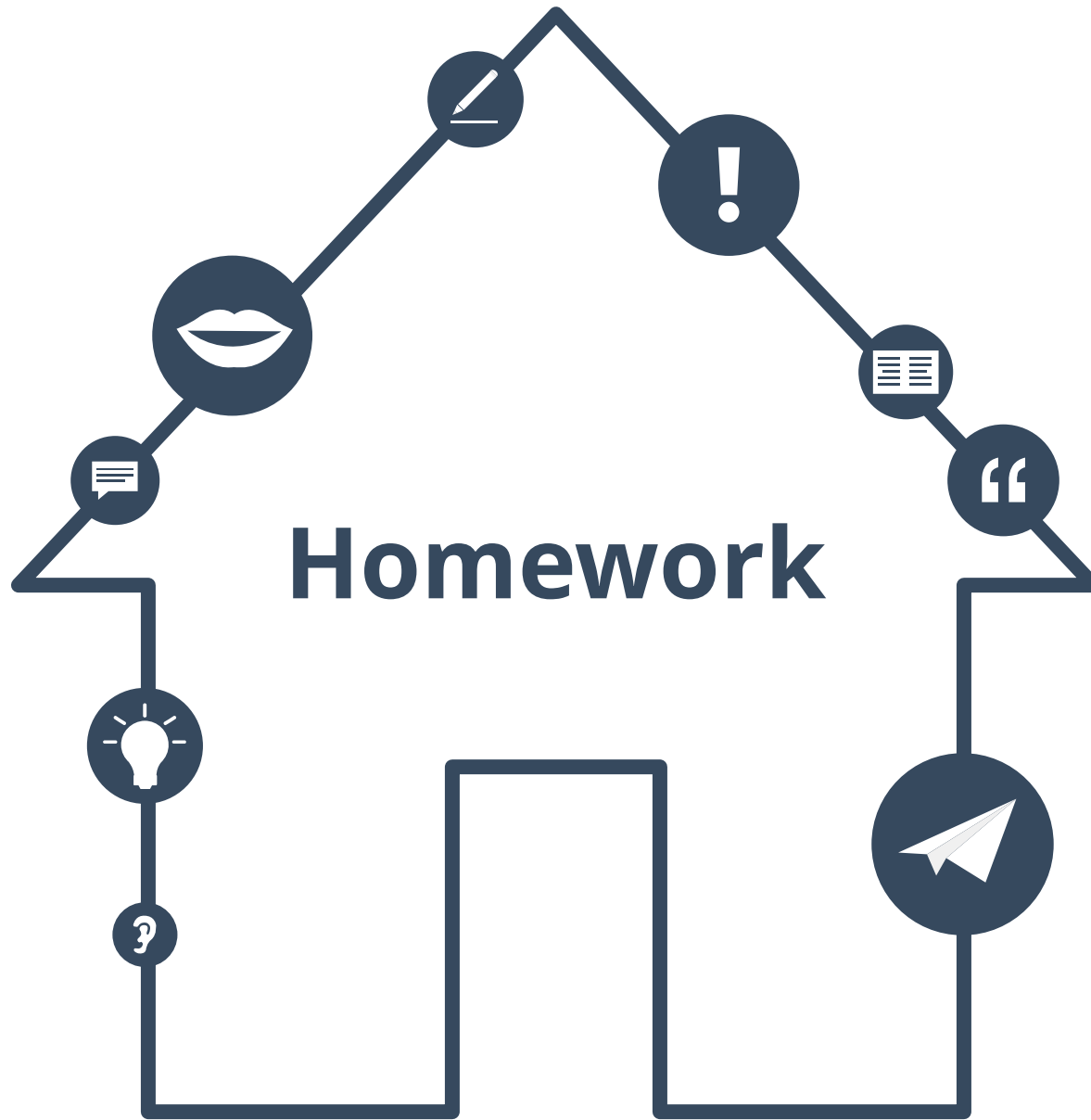
Negative: It doesn't snow in Cape Town, They aren't hot, It isn't raining, I'm not cold, You don't run.

Exercise p. 12

1. isn't, 2. doesn't, 3. don't, 4. aren't

Exercise p. 14

2. I'm not hot, 3. It isn't raining, 4. You don't ride a bike, 5. She doesn't swim in the ocean.





Complete the table

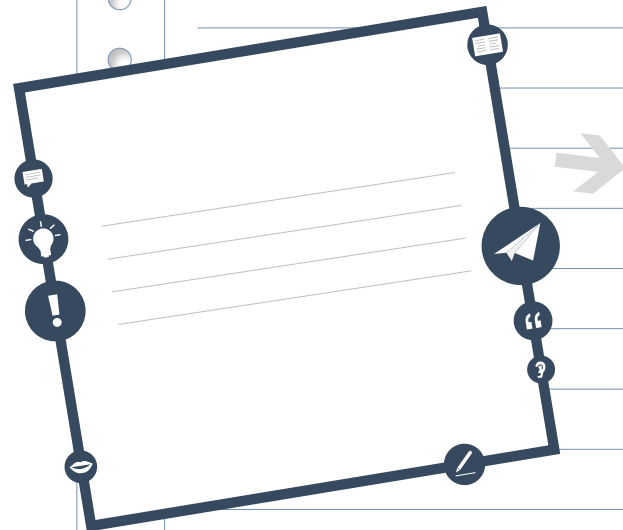
I am not	...	I'm not
_____	you aren't	you're not
he/she/it is not	_____	he's/she's/it's not
we are not	we aren't	_____
they are not	_____	they're not
_____	I don't	...
you do not	_____	...
he/she/it does not	_____	...
_____	we/they don't	...





Text at the beginning

**Go back to the text on page 3
and find examples of
the grammar topic of this lesson in it.
Write them down.**



Copy parts of the text
that are examples of
topic of the lesson.



Find the verbs

**Find the verbs in this lesson and write them down.
Which are new? Do you know all of them?
Look these words up.**

Verbs



Easy or difficult?

Is the grammar topic of this lesson...
easy or difficult?

Write down what is difficult for you and what is easy.

A vertical rectangular area on the right side of the page, designed to look like a spiral-bound notebook. It features a vertical line of circular punch holes on the left edge and ten horizontal lines for writing.



Homework answer key

Exercise p. 20: you are not, he/she/it isn't, we're not, they aren't, I do not, you don't, he/she/it doesn't, we/they do not



About this material



Find out more at
www.lingoda.com

This material is proudly provided by

lingoda

and can be used by anyone for free and
for any purpose.

lingoda Who are we?



Why learn English online?



What kinds of English classes do we offer?



Who are our English teachers?



How do our English certificates work?



We also have a language blog!